



# MT SERIES PREMIERE

TELESCOPIC HANDLERS





## SUCCESS THROUGH IMAGINATIVE POWER

MANITOU, the world's largest manufacturer of rough terrain forklift trucks, has its roots in a family tradition of innovation and imaginative power. For generations, the Braud family has dedicated themselves to creating innovative products for the lifting and handling markets.

Manufacturing its first truck in 1953, MANITOU is a pioneer in the rough terrain forklift market. By responding to market trends, MANITOU offers a complete line of rough terrain handling equipment adapted to the specific needs and challenges of each industry.

The long history of reliable, relevant equipment has led to more than 300,000 MANITOU rough terrain forklifts operating daily in more than 120 countries. This worldwide presence is backed up by a MANITOU dealer network staffed with trained mechanics and sales specialists to help you with your material handling requirements.

# HARD WORKING, WITH NO EXCUSES

### **MT 1440**

9,000 lbs. (4082 kg) lift capacity  
44'4" (13.53 m) lift height  
102 hp (75 kW)  
Powershuttle Transmission



### **MT 1840**

9,000 lbs. (4082 kg) lift capacity  
57'7" (17.55 m) lift height  
102 hp (75 kW)  
Powershuttle Transmission



### **MT 1840 H**

9,000 lbs. (4082 kg) lift capacity  
57'7" (17.55 m) lift height  
102 hp (75 kW)  
Hydrostatic Transmission



### **MT 1840 A**

9,000 lbs. (4082 kg) lift capacity  
57'7" (17.55 m) lift height  
102 hp (75 kW)  
Powershuttle Transmission  
Work Platform Capable



When it comes to all-terrain handling, MANITOU has been on your side for over 50 years. The MANITOU MT Series Premiere telescopic handlers are no exception when it comes to bringing safety and efficiency to the jobsite.

Lifting up to 9,000 pounds with lift heights up to 57'7" (MT 1840) and exceptional stabilization features, these machines provide extra working capacity without sacrificing the comfort and features expected in the MT Series Premiere telescopic handlers.



## POWER and PRECISION

### POWERSHUTTLE TRANSMISSION

The Powershuttle transmission allows the operator to choose the ground speed that best suits the application (4-speed gearbox). The Powershuttle provides stabilized torque for traction on steep ground.

Available on MT 1440, MT 1840, MT 1840 A

### HYDROSTATIC TRANSMISSION

Coupled with a two-speed gearbox, this system provides optimal power and travel control for precise placement of the machine.

Available on MT 1840 H

### 102 HP

Interim Tier IV-certified Perkins engine utilizes diesel particulate filter (DPF) technology. Engine is mounted perpendicular to the central axis of the frame for access to both sides of the engine.



**LIFT HEIGHTS UP TO**  
**57'7" [17.55m]**

**GROUND CLEARANCE**  
**14.4" [367mm]**  
*(16.5 in [420mm] on MT 1840)*

### OPTIMAL STABILITY

When fully deployed, front stabilizers offer excellent stability.



**OUTSIDE TURNING RADIUS (MT 1840)**  
**13'2" [4.01m]**

### INDUSTRY-LEADING BREAKOUT FORCE

allows the MT Series Premiere to load material into the bucket without driving into the pile with up to 40% more efficiency than the competition.



**FRAME LEVELING SYSTEM**  
Tackle rough or sloping terrain with ease.

**+/-9°**

### THREE STEERING MODES



4-Wheel Steering



2-Wheel Steering



Crab Steering

### OPERATION and MAINTENANCE



■ SPACIOUS AND COMFORTABLE CABIN

■ **JSM JOYSTICK**  
Full operational and movement control of the machine in one joystick.

The JSM joystick provides machine boom control, attachment function control, forward, neutral, and reverse selection in one place.



■ **REMOTE BOOM CONTROL**  
The machine can be controlled from a distance to provide additional versatility. The remote boom control can also be used to work with your machine in platform mode.  
*(Available on MT 1840 A only)*



■ **FULL MAINTENANCE ACCESS**  
On all models, the wide opening hood provides full access to the engine, gauges, and filters, reducing maintenance time and improving service access.



■ **CABIN COMPLIES WITH ROPS/FOPS SAFETY STANDARDS**

■ **ADJUSTABLE SEAT AND STEERING WHEEL**  
for added operator comfort.



■ **MULTIFUNCTION SCREEN**  
Periodic maintenance and diagnosis display on the multifunction screen located in the dashboard.

■ **PANORAMIC CAB = 360° VISIBILITY**




■ **SAFE AND QUICK ACCESS**  
with large door and non-slip steps

### ATTACHMENT SYSTEM and KEY FEATURES

#### MANITOU ATTACHMENT SYSTEM

With the MANITOU Attachment System, numerous attachments can easily be equipped to the MT Series Premiere telescopic handler within seconds.



#### ITA FORK CARRIAGE

Equipped with forks that meet the FEM classification (ISO2328), it suits all pallet load handling tasks.



#### ATTACHMENTS

The versatile MANITOU MT Series Premiere machines meet all of your project needs and optimize work time with a wide variety of available attachments.



#### BUCKETS

Ideal for bulk handling, specifically sand, gravel and other light materials, a 96" (2438 mm) wide bucket is available to suit your needs.

#### JIBS

With short lift hook or longer jibs with hooks to choose from, you are sure to find the jib to meet your requirements for lifting, positioning or placing loads.



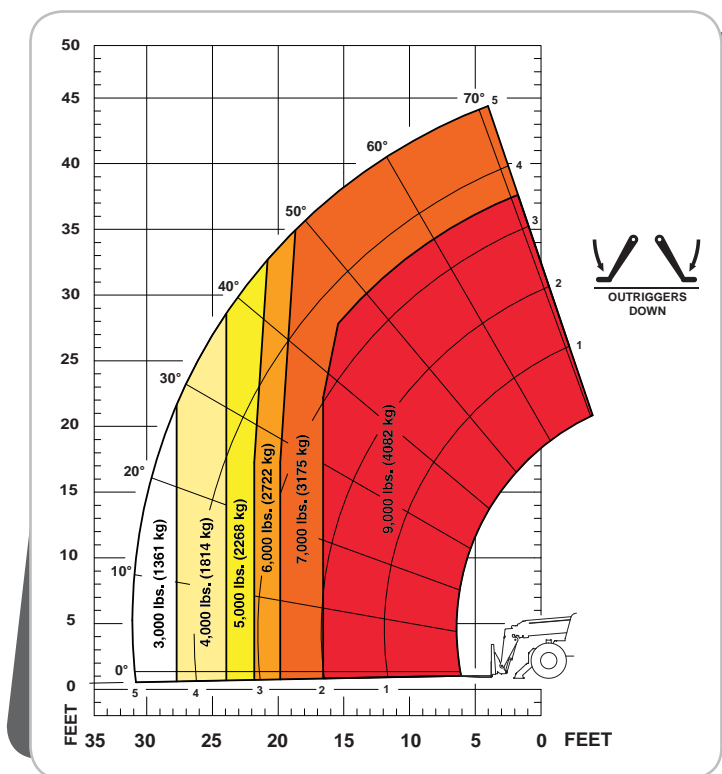
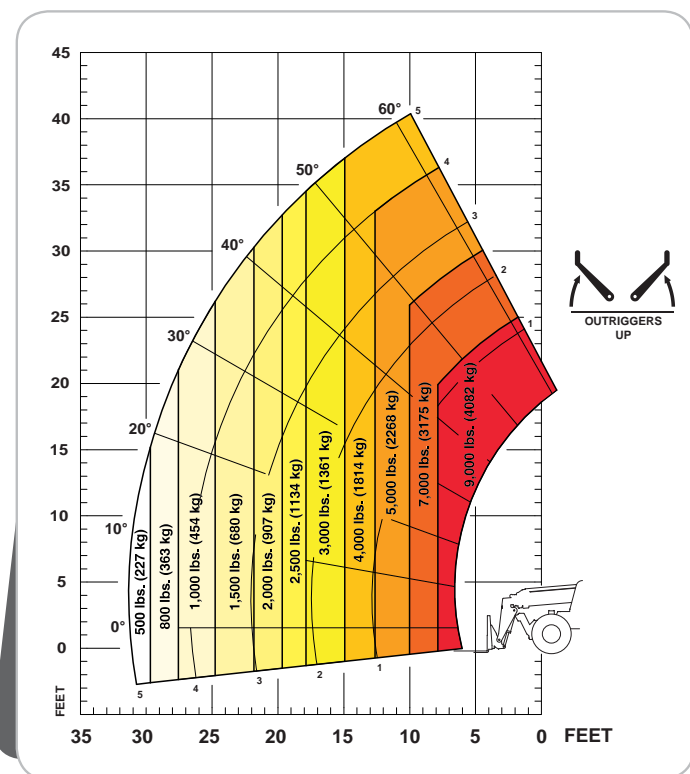
#### PLATFORMS

Fixed and extendable platforms available on the MT 1840 A.

FEATURES	MT 1440	MT 1840	MT 1840 H	MT 1840 A
<b>ENGINE</b>				
102 HP Perkins Interim Tier IV Engine	●	●	●	●
<b>OPERATOR'S STATION</b>				
Enclosed Cab with Heat & A/C	●	●	●	●
Front/Rear & Roof Wipers	●	●	●	●
Roof and Windshield Sunshade	●	●	●	●
RH & LH Mirrors	●	●	●	●
Rear View Mirror in Cab	●	●	●	●
Audio Warning Back-up Alarm	●	●	●	●
DIGI Code Anti-Theft	●	●	●	●
Radio/CD	●	●	●	●
ANSI B56.6 Load Charts	●	●	●	●
Document Case	●	●	●	●
<b>PERFORMANCE</b>				
Powershuttle Transmission	●	●	●	●
Hydrostatic Transmission			●	
4-Wheel Steering	●	●	●	●
4-Wheel Drive	●	●	●	●
LMI System				●
Work Platform Predisposition				●
Boom Angle	●	●	●	●
Inching System			●	
Air Intake Heater	●	●	●	●
Battery Cut-off	●	●	●	●
Fast Coupling	●	●	●	●
<b>STRUCTURE</b>				
Frame Leveling	●	●	●	●
Front Stabilizers	●	●	●	●
Frame Level Indicator	●	●	●	●
Rear View Mirror on Back of Machine	●	●	●	●
Boom Extension Decals (A, B, C, D)	●	●	●	●
<b>HYDRAULIC SYSTEM</b>				
Hydraulic Auxiliary Line	●	●	●	●
Continuous & Adjustable Hydraulic Flow to Boom Tip	●	●	●	●
<b>LIGHTS</b>				
Complete Road Lights	●	●	●	●
Boom Work Lights	●	●	●	●
Rotating Light	●	●	●	●

● Standard

## MT1440

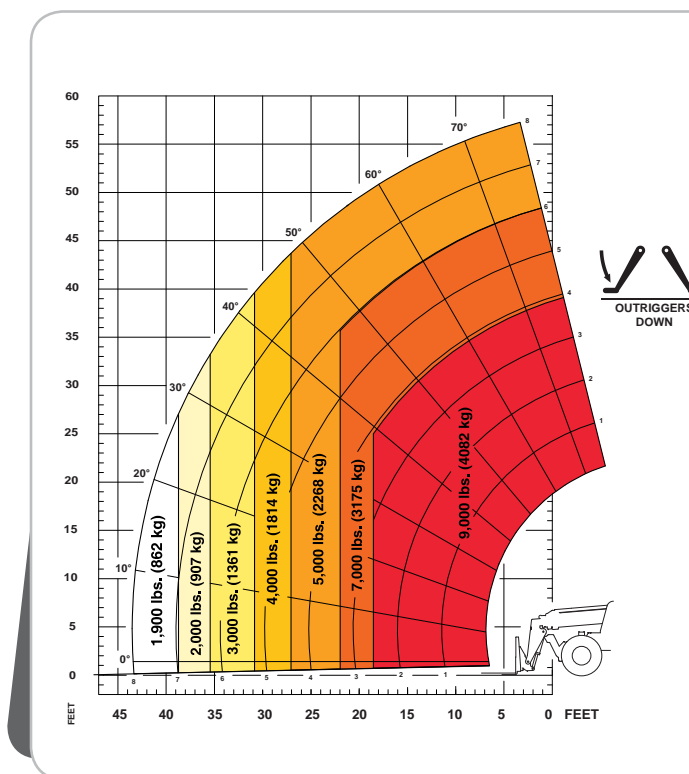
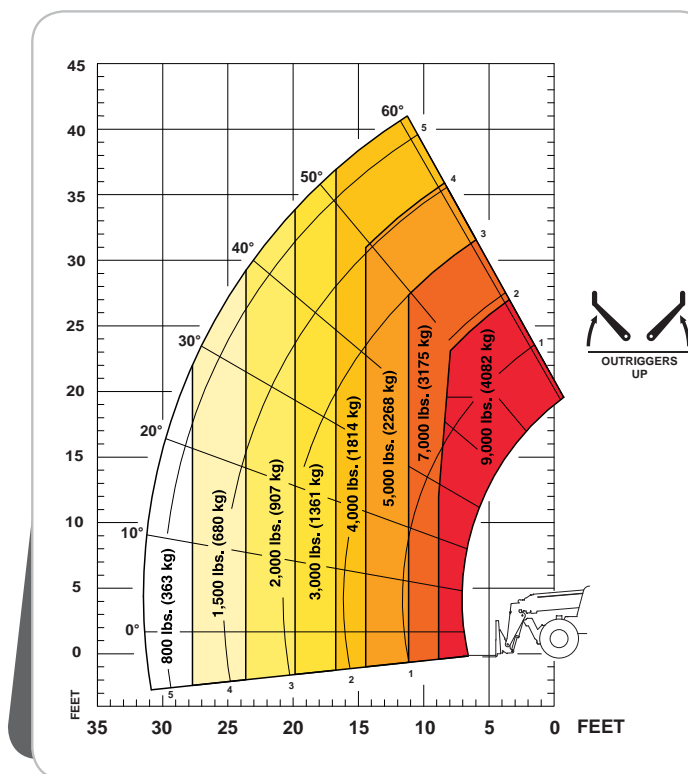


Machine on Tires with Forks

Machine on Stabilizers with Forks

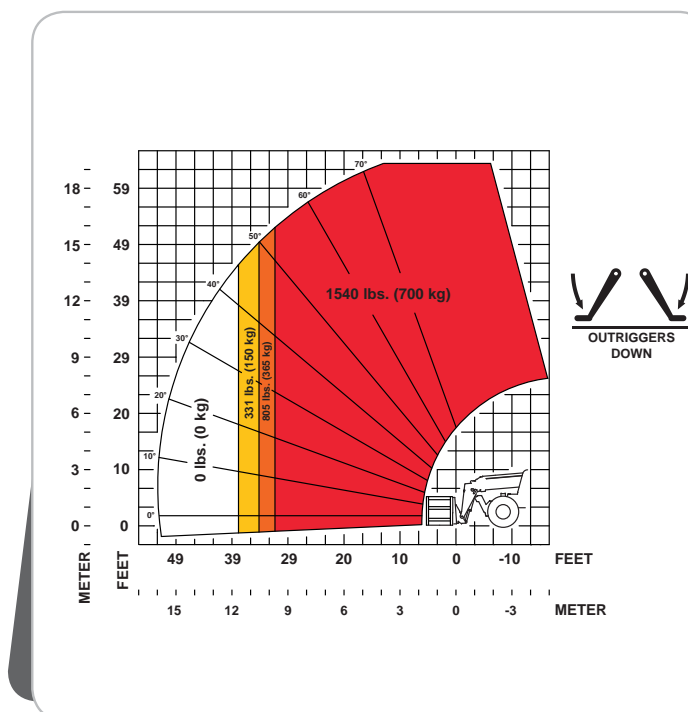


## MT1840



Machine on Tires with Forks






Machine on Stabilizers with Forks



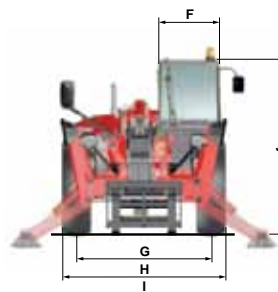
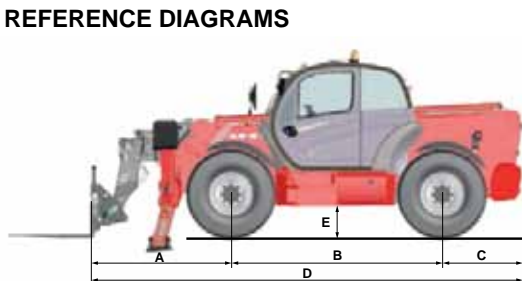
Machine on Stabilizers with Platform (MT 1840 A Only)



# MT SERIES PREMIERE TELESCOPIC HANDLER SPECIFICATIONS

		MT 1440	MT 1840	MT 1840 A	MT 1840 H
 CAPACITIES	Lift Capacity (kg)	9,000 lbs. (4082)	9,000 lbs. (4082)	9,000 lbs. (4082)	9,000 lbs. (4082)
	Max. Lift Height (m)	44'4" (13.53)	57'7" (17.55 m)	57'7" (17.55 m)	57'7" (17.55 m)
	Capacity at Max. Lift Height with Stabilizers (kg)	7,000 lbs. (3175)	5,000 lbs. (2268)	5,000 lbs. (2268)	5,000 lbs. (2268)
	Max. Forward Reach (m)	31'0" (9.46 m)	42'11" (13.08 m)	42'11" (13.08 m)	42'11" (13.08 m)
	Cap. at Max. Forward Reach with Stabilizers (kg)	3,000 lbs. (1361)	1,900 lbs. (862)	1,900 lbs. (862)	1,900 lbs. (862)
	Break-out Force with Bucket (daN)	16,636 lb/f (7,400)	17,760 lb/f (7,900)	17,760 lb/f (7,900)	17,760 lb/f (7,900)
 ENGINE	Manufacturer	Perkins	Perkins	Perkins	Perkins
	Aspiration	Turbocharged	Turbocharged	Turbocharged	Turbocharged
	Power (kW) @ rpm	102 hp (75) @ 2500	102 hp (75) @ 2500	102 hp (75) @ 2500	102 hp (75) @ 2500
	Model	854E-E34TA Interim Tier IV	854E-E34TA Interim Tier IV	854E-E34TA Interim Tier IV	854E-E34TA Interim Tier IV
	Fuel Tank Capacity (L)	35.6 gal. (135)	35.6 gal. (135)	35.6 gal. (135)	35.6 gal. (135)
	Oil Capacity (L)	7.9 qts. (7.5)	7.9 qts. (7.5)	7.9 qts. (7.5)	7.9 qts. (7.5)
	Maximum Torque (Nm) @ 1400 rpm	310 ft.-lbs. (420)	310 ft.-lbs. (420)	310 ft.-lbs. (420)	310 ft.-lbs. (420)
 COMPONENTS	Transmission	Powershuttle, 4 Wheel Drive	Powershuttle, 4 Wheel Drive	Powershuttle, 4 Wheel Drive	Hydrostatic, 4 Wheel Drive
	Max Travel Speed (km/hr)	16 mph (25.7)	16.8 mph (27.1)	16.8 mph (27.1)	10 mph (16)
	Selective Steering	2-Wheel, 4-Wheel, Crab	2-Wheel, 4-Wheel, Crab	2-Wheel, 4-Wheel, Crab	2-Wheel, 4-Wheel, Crab
	Service Brake	Multiple disc brakes, hydraulic front and rear axles	Multiple disc brakes, hydraulic front and rear axles	Multiple disc brakes, hydraulic front and rear axles	Multiple disc brakes, hydraulic front and rear axles
	Parking Brake	Automatic & Manual	Automatic & Manual	Automatic & Manual	Automatic & Manual
 HYDRAULIC SYSTEM	Pump Type	Dual Gear	Dual Gear	Dual Gear	Dual Gear
	Total Capacity (L/min)	45 gpm (170)	45 gpm (170)	45 gpm (170)	45 gpm (170)
	System Pressure (bar)	3916 psi (270)	3916 psi (270)	3916 psi (270)	3916 psi (270)
 GENERAL SPECIFICATIONS	A. Front Wheel Center to Carriage (m)	6'2" (1.90)	6'8" (2.04)	6'8" (2.04)	6'8" (2.04)
	B. Wheelbase (m)	10'0" (3.07)	10'0" (3.07)	10'0" (3.07)	10'0" (3.07)
	C. Rear Wheel Center to Rear Face (m)	3'9" (1.16)	3'9" (1.16)	3'9" (1.16)	3'9" (1.16)
	D. Length - Without Forks (m)	20'2" (6.13)	20'7" (6.27)	20'7" (6.27)	20'7" (6.27)
	E. Ground Clearance (mm)	14.4" (367)	16.5" (420)	16.5" (420)	16.5" (420)
	F. Overall Width of Cab (m)	35" (0.89)	35" (0.89)	35" (0.89)	35" (0.89)
	H. Overall Width (to Outside of Tires) (m)	7'9" (2.37)	7'11" (2.42)	7'11" (2.42)	7'11" (2.42)
	I. Overall Width (Stabilizers Lowered) (m)	12'6" (3.79)	12'6" (3.79)	12'6" (3.79)	12'6" (3.79)
	J. Overall Height (m)	8'1" (2.45)	8'3" (2.51)	8'3" (2.51)	8'3" (2.51)
	Approximate Weight (kg)	23,931 lbs. (10,855)	25,794 lbs. (11,700)	27,337 lbs. (12,400)	24,912 lbs. (11,300)
	Outside Turning Radius (m)	13'1" (3.99)	13'2" (4.01)	13'2" (4.01)	13'2" (4.01)
	Standard Tires	400/80-24	440/80-24	440/80-24	440/80-24
	Drawbar Pull (daN)	24,055 lb/f (10,700)	23,155 lb/f (10,300)	23,155 lb/f (10,300)	16,411 lb/f (7,300)

## DIMENSIONS REFERENCE DIAGRAMS

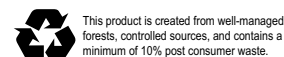


This publication in no way constitutes an offer and the company reserves the right to alter specification without notice.



MANITOU AMERICAS • PO Box 179 • West Bend, WI 53095  
Tel: 262-334-9461 • Fax: 262-338-7517 • www.manitou.com

© 2013 Manitou Americas, Inc. Manitou. All rights reserved. Printed in the U.S.A.  
A Manitou Group Brand



MT-Telehandlers\_MBF\_10-2013